



ಬೃಹತ್ ಬೆಂಗಳೂರು ಮಹಾನಗರ ಪಾಲಿಕೆ
Bruhat Bengaluru Mahanagara Palike



BBMP COVID-19 WAR ROOM 26.02.2022



OVERVIEW OF COVID-19 IN BENGALURU



CASE TRENDS ACTIVE CASES **3,761**

<u>Confirmed Cases</u>	<u>Recovered Cases</u>	<u>Death Cases</u>
345	544	13
17,78,137 #	17,57,479 #	16,897 #

HOSPITALIZATION **176**

<u>ICU – V</u>	<u>ICU</u>	<u>HDU</u>	<u>General</u>
18	48	16	94

INCLUDES GOVT. QUOTA AND PRIVATE WALK-IN HOSPITALIZATION

VACCINATION **32,143** 1,77,74,391 #

<u>First Dose</u>	<u>Second Dose</u>	<u>Precaution Dose</u>
1,658	27,887	2,598
92,66,717 #	82,34,728 #	2,72,946 #

TRIAGING

MTU

149

Tele Triage

303

ACTIVE CZs

4

MCZs (< 5 cases)

3

Clusters (> 5 cases)

1

TESTING **23,338** 2,92,12,082 #

<u>Positivity : 1.57%</u>	<u>RAT</u>	<u>RTPCR</u>
<small>*FOR LAST 7 DAYS</small>	3,149	20,189

: indicates cumulative numbers till date



ABSTRACT OF COVID-19 SCENARIO IN BENGALURU

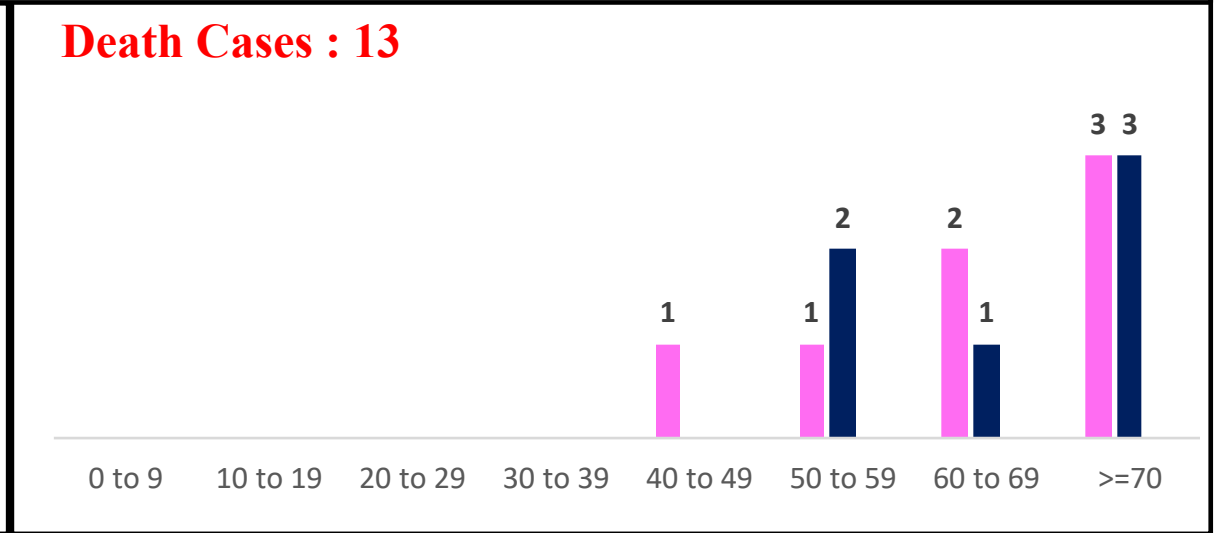
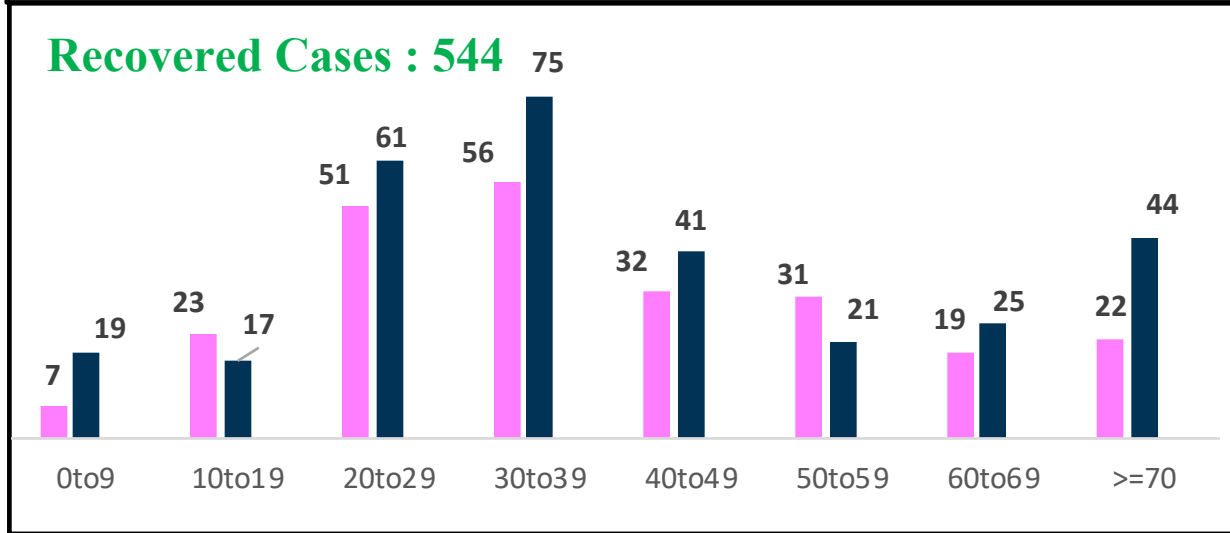
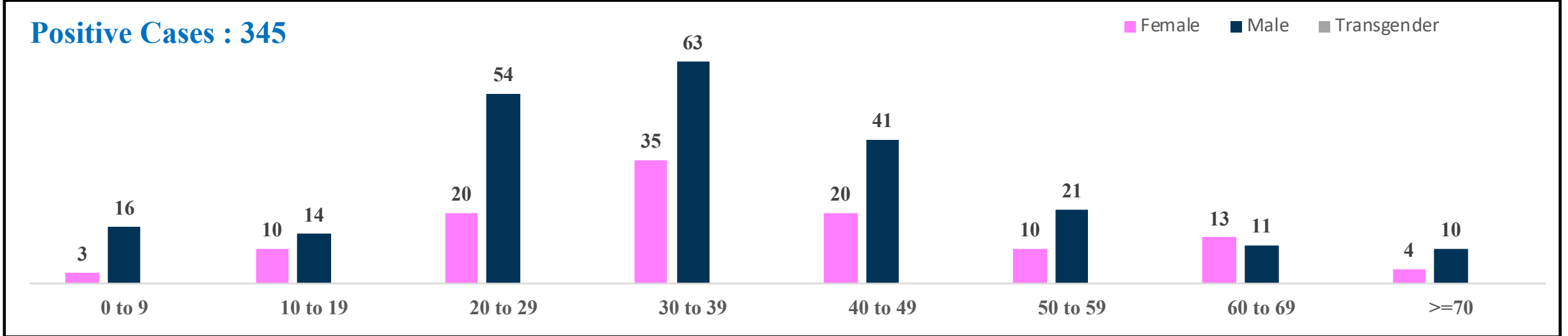


	MALE			FEMALE			TRANSGENDER			TOTAL		
	Last 24 Hours	Last 7 Days	Cumulative	Last 24 Hours	Last 7 Days	Cumulative	Last 24 Hours	Last 7 Days	Cumulative	Last 24 Hours	Last 7 Days	Cumulative
Positive Cases	230	1,630	10,51,730	115	1,165	7,26,216	0	0	191	345	2,795	17,78,137
Recovered Cases	303	2,857	10,38,385	241	2,487	7,18,911	0	0	183	544	5,344	17,57,479
Death Cases	6	58	10,706	7	30	6,187	0	0	4	13*	88	16,897
Total Tests Done	In Last 24 hrs. : 23,338			In last 7 days : 1,77,566			Cumulative : 2,92,12,082					
Vaccine Doses Administered	In Last 24 hrs. : 32,143			In last 7 days : 1,95,930			Cumulative : 1,77,74,391					
ACTIVE CASES							3,761					

*Covid deaths occurred today : 00 | Covid deaths occurred beyond last 24 hrs., reported today : 13

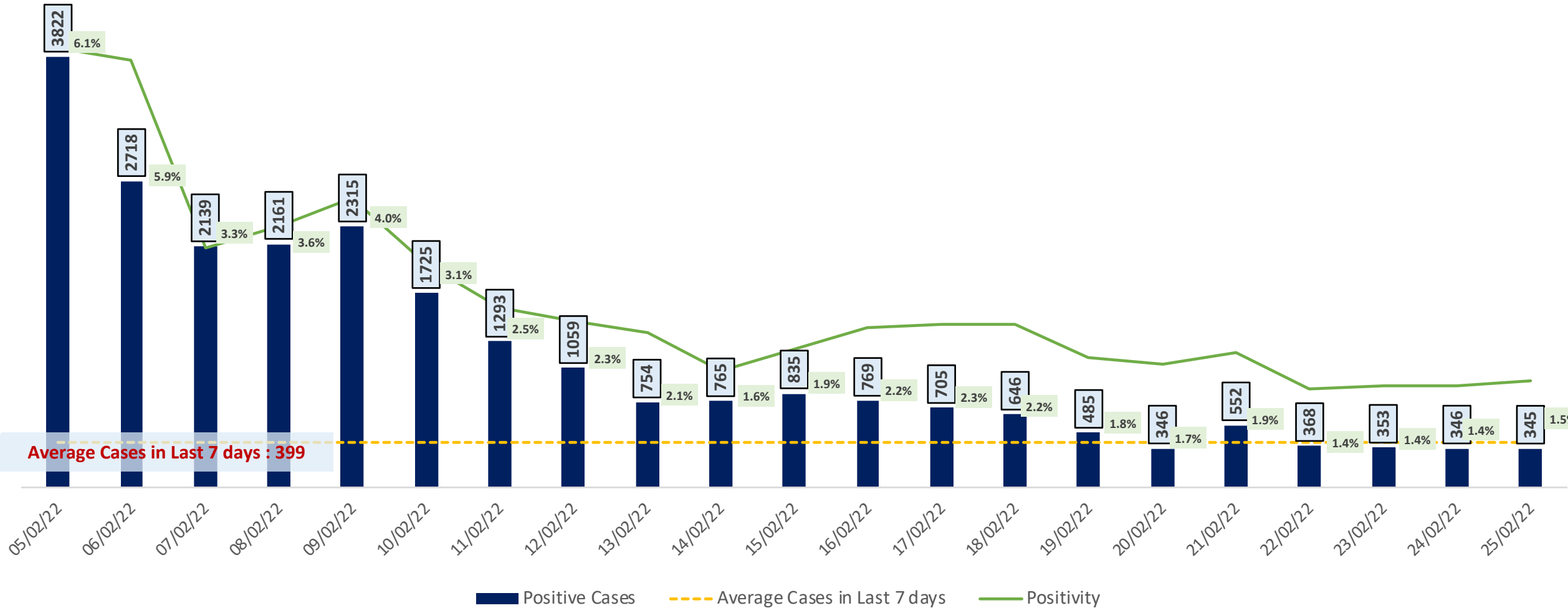


LAST 24 HOURS AGE GROUP AND GENDER WISE DISTRIBUTION



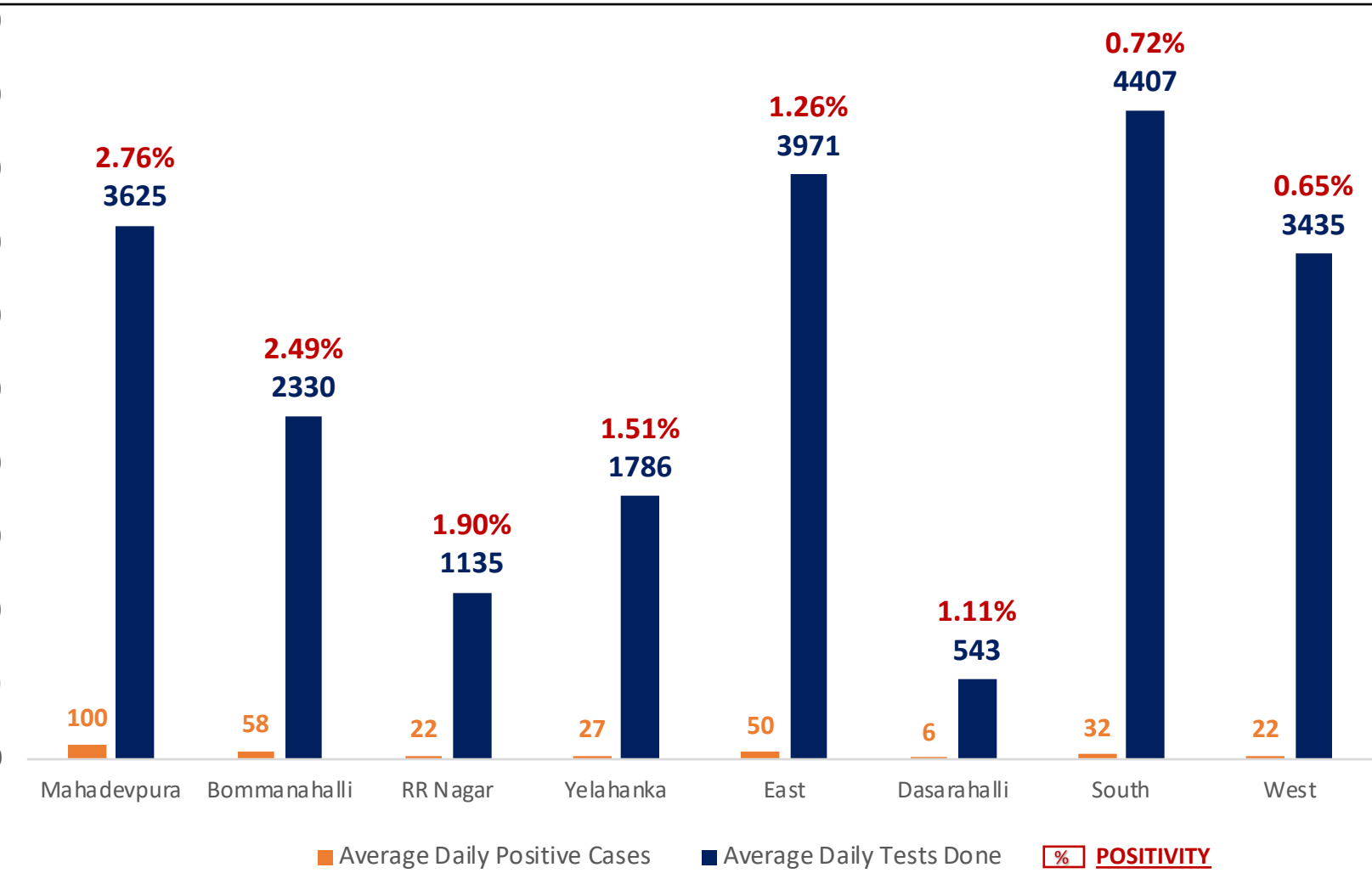


POSITIVITY RATE OF BENGALURU – LAST 21 DAYS





ZONE WISE COVID19 CASE MANAGEMENT FOR LAST 7 DAYS



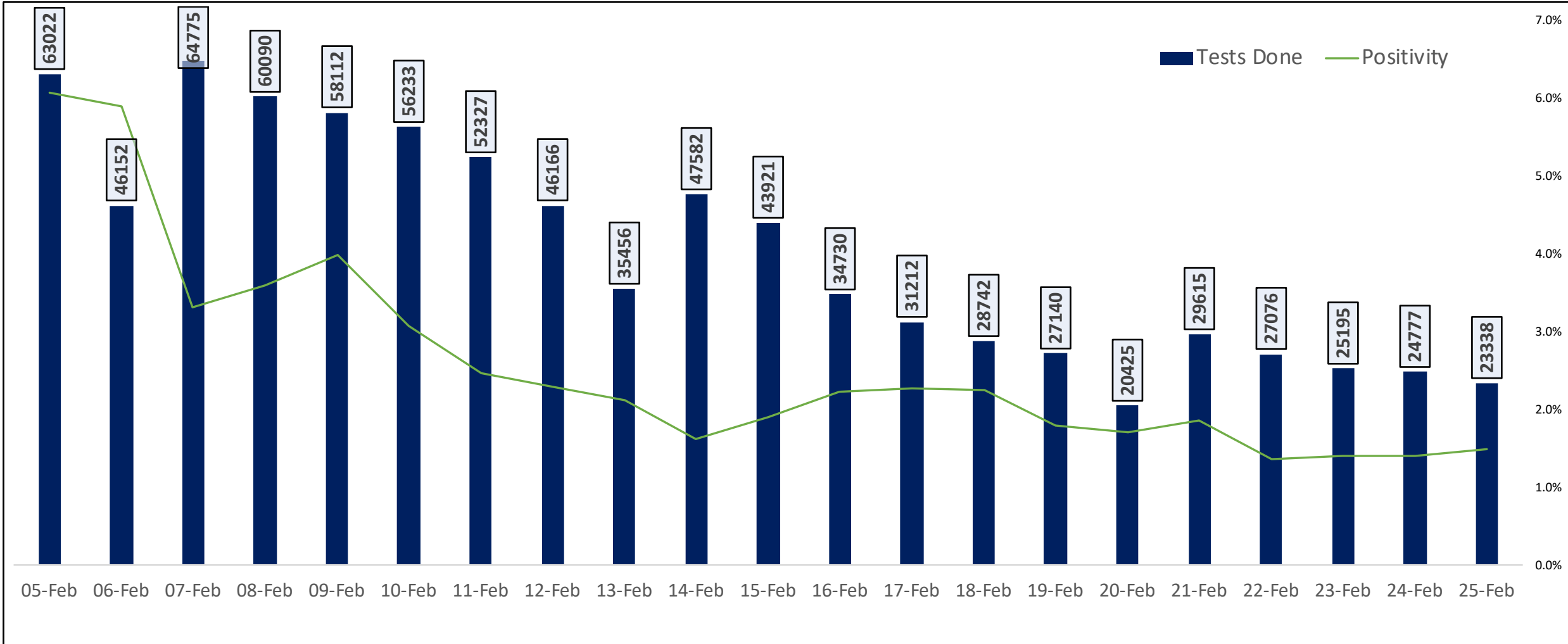
Zone Name	Hospital/ CCC	Home isolation	Under Tracing
BOMMANAHALLI	5.75%	93.97%	0.27%
DASARAHALLI	11.11%	88.89%	0.00%
EAST	3.78%	96.22%	0.00%
MAHADEVAPURA	4.08%	95.92%	0.00%
RR NAGAR	11.11%	88.89%	0.00%
SOUTH	11.35%	88.65%	0.00%
WEST	10.92%	89.08%	0.00%
YELAHANKA	14.29%	85.71%	0.00%



TESTING TRENDS IN BENGALURU

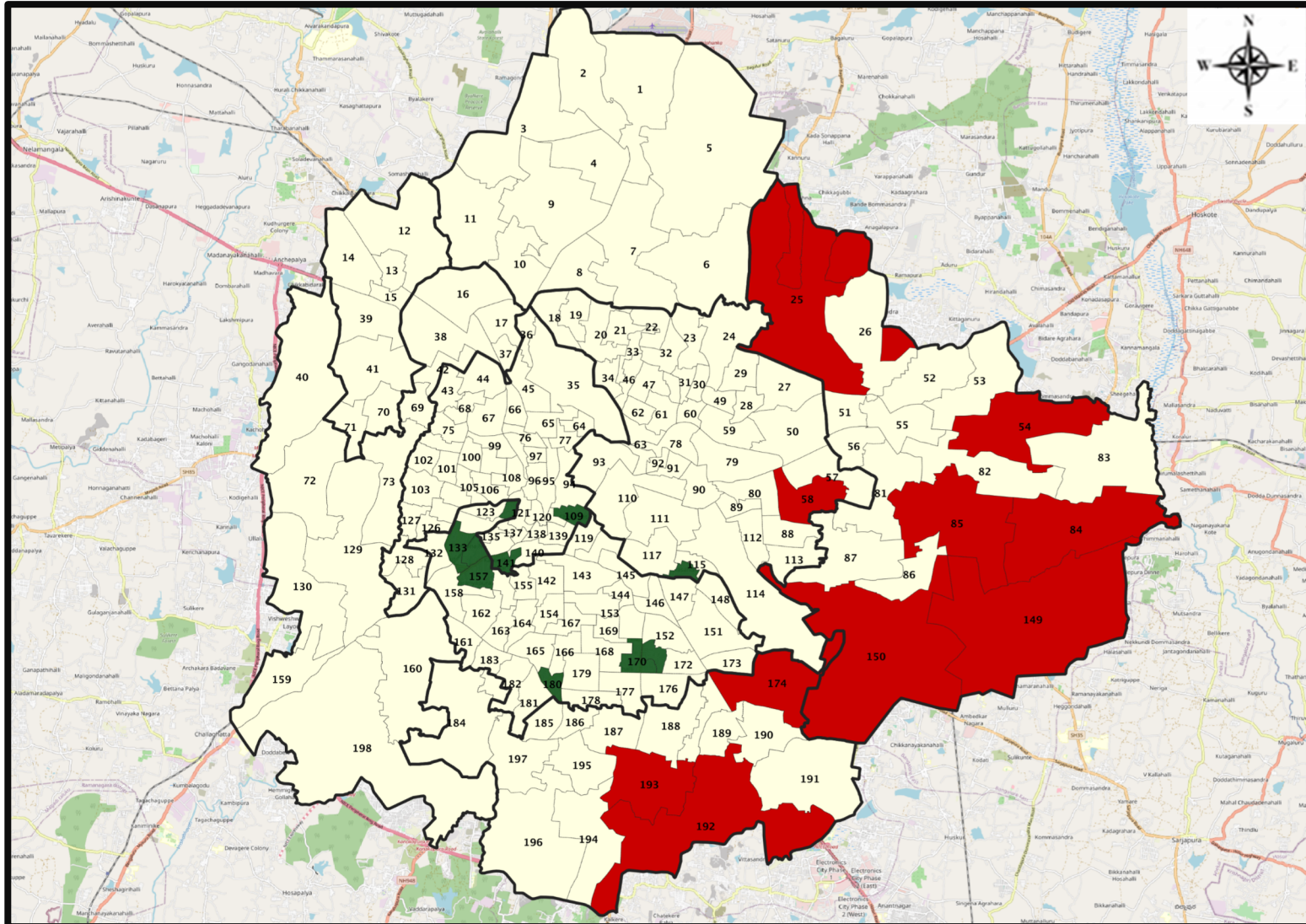


Total Test Conducted Till Date	Test Conducted Last 24 hours	Last 7 Days Average
2,92,12,082	23,338	25,367





BENGALURU URBAN MAP SHOWING TREND OF POSITIVE CASES IN LAST 7 DAYS



Top 10 wards reporting highest number of positive cases in last 7 days

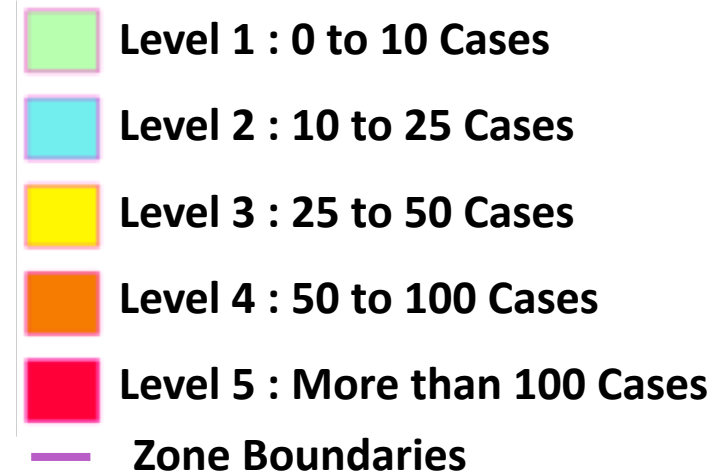
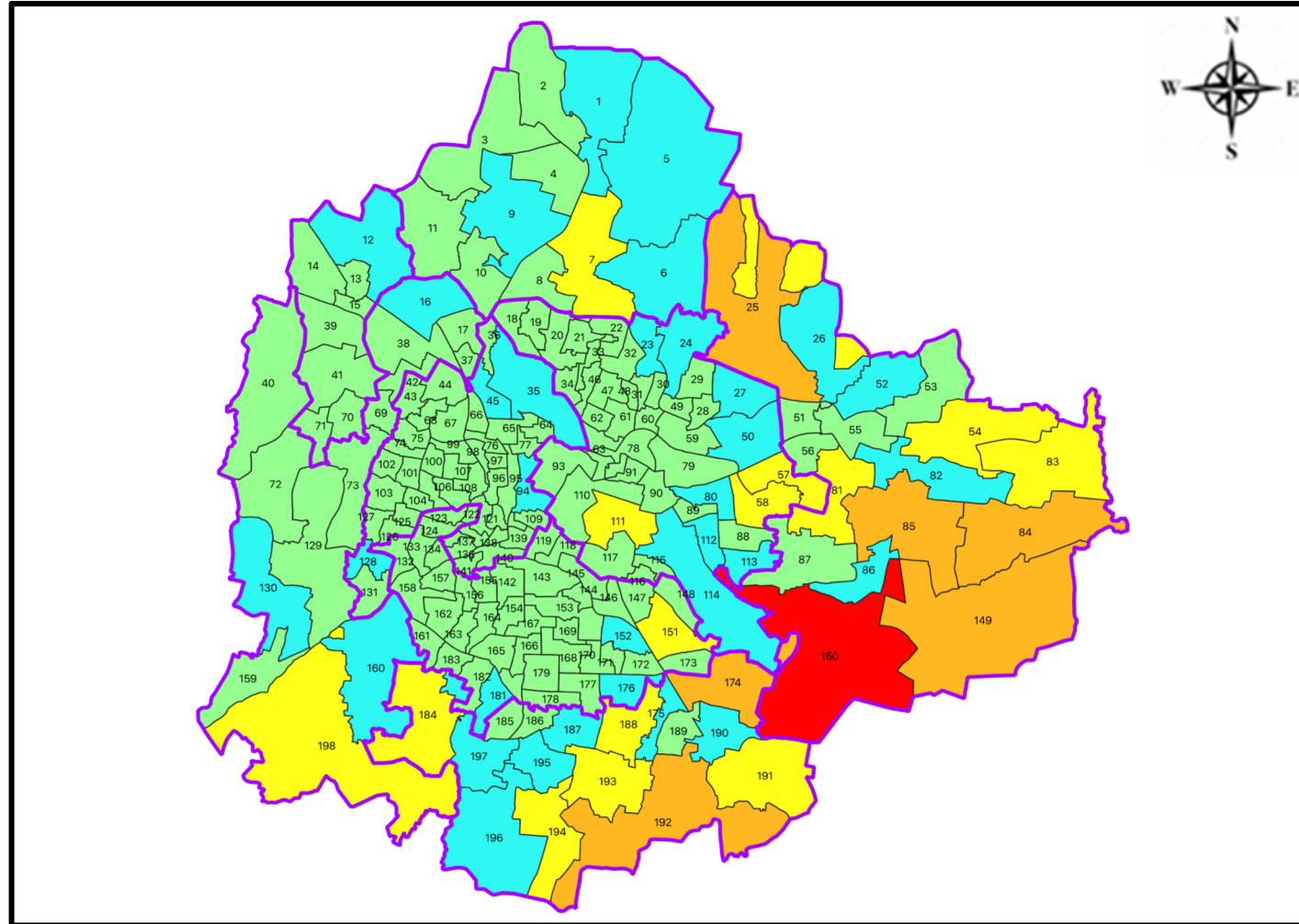
Ward No.	Ward Name	Daily Cases Average
150	Bellanduru	26
149	Varthuru	12
85	Dodda Nekkundi	11
192	Begur	9
84	Hagadur	8
174	HSR Layout	8
25	Horamavu	8
58	New Tippasandra	7
54	Hudi	6
193	Arakere	6

Top 10 wards reporting least number of positive cases in last 7 days

Ward No.	Ward Name	Daily Cases Average
180	Banashankari Temple Ward	0
171	Gurappanapalya	0
170	Jayanagar East	0
157	Gali Anjaneya Temple	0
141	Azad Nagar	0
134	Bapuji Nagar	0
133	Hampinagara	0
122	Kempapura Agrahara	0
116	Nilasandra	0
109	Chickpete	0



BENGALURU MAP SHOWING INTENSITY OF POSITIVE CASES IN LAST 7 DAYS



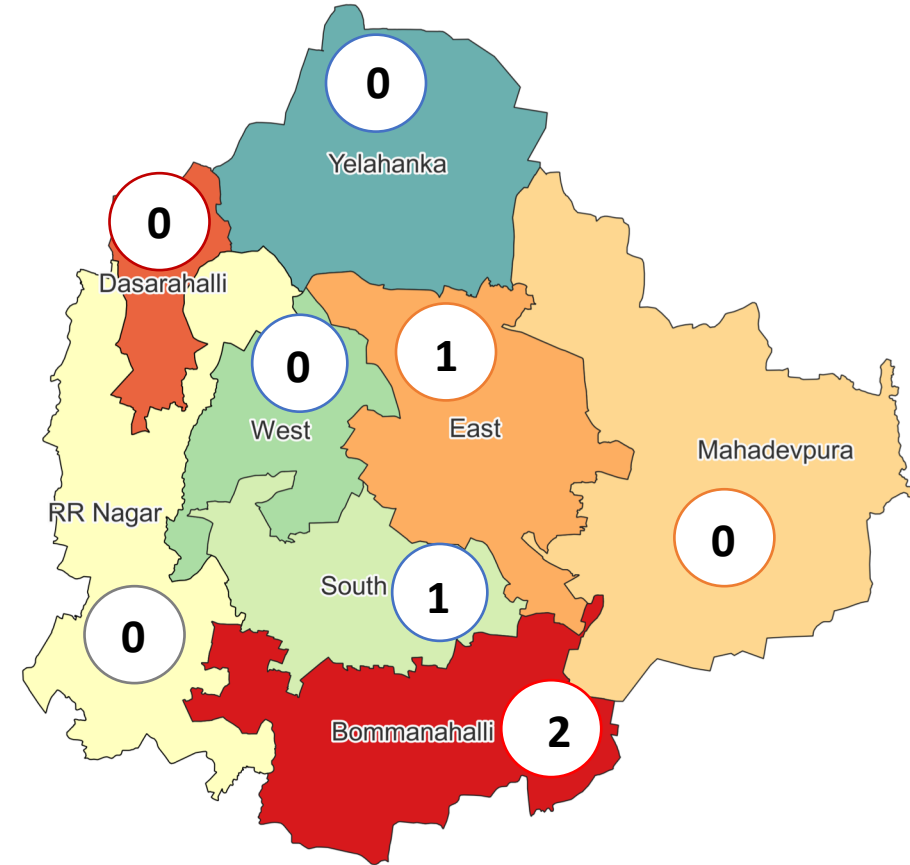


CONTAINMENT ZONE DETAILS



Zone Name	TOTAL CZs	Less Than 5 Cases	5 To 14 Cases	More Than 14 Cases
BOMMANAHALLI	2 (▼3)	1 (▼3)	1 (-)	0 (-)
DASARAHALLI	0 (-)	0 (-)	0 (-)	0 (-)
EAST	1 (-)	0 (-)	1 (-)	0 (-)
MAHADEVPURA	0 (-)	0 (-)	0 (-)	0 (-)
RR NAGAR	0 (-)	0 (-)	0 (-)	0 (-)
SOUTH	1 (-)	0 (-)	1 (-)	0 (-)
WEST	0 (-)	0 (-)	0 (-)	0 (-)
YELAHANKHA	0 (-)	0 (-)	0 (-)	0 (-)
TOTAL	4 (▼3)	1 (▼3)	3 (-)	0 (-)

Total Active Containment Zones



Types of Containment

Zone Name	Apartments	Individual House	Hostels/Quarters	Others	Schools/Colleges
BOMMANAHALLI	2 (▼3)	0 (-)	0 (-)	0 (-)	0 (-)
DASARAHALLI	0 (-)	0 (-)	0 (-)	0 (-)	0 (-)
EAST	0 (-)	1 (-)	0 (-)	0 (-)	0 (-)
MAHADEVPURA	0 (-)	0 (-)	0 (-)	0 (-)	0 (-)
RR NAGAR	0 (-)	0 (-)	0 (-)	0 (-)	0 (-)
SOUTH	1 (-)	0 (-)	0 (-)	0 (-)	0 (-)
WEST	0 (-)	0 (-)	0 (-)	0 (-)	0 (-)
YELAHANKHA	0 (-)	0 (-)	0 (-)	0 (-)	0 (-)
TOTAL	3 (▼3)	1 (-)	0 (-)	0 (-)	0 (-)

▲▼ : Shows increase and decrease in numbers as compared to previous day



GOVT. QUOTA COVID BED STATUS AS ON 26.02.2022



SR. NO.	Facility Type	No. of Hospital	Total Allocated Beds for C+ Patients					Occupied Beds for C+ Patients					Net Available Beds for C+ Patients				
			Gen Beds	HDU	ICU Beds	ICU-V	Total	Gen Beds	HDU	ICU Beds	ICU-V	Total	Gen Beds	HDU	ICU Beds	ICU-V	Total
1	Government Medical Colleges	4	120	255	33	27	435	0	4	1	0	5	120	251	32	27	430
2	Government Hospitals	18	637	292	74	95	1,098	2	2	0	1	5	635	290	74	94	1,093
3	Private Medical Colleges	12	178	200	66	35	479	1	1	9	6	17	177	199	57	29	462
4	Private Hospitals	32	181	61	49	42	333	3	3	2	7	15	178	58	47	35	318
5	Covid Care Centre	1	50					1					49				
Total Beds		67	1,166	808	222	199	2,395	7	10	12	14	43	1,159	798	210	185	2,352

* Status as on 26.02.2022 – 06:00 PM



ACTIVE PATIENTS ADMITTED UNDER GOVT. QUOTA



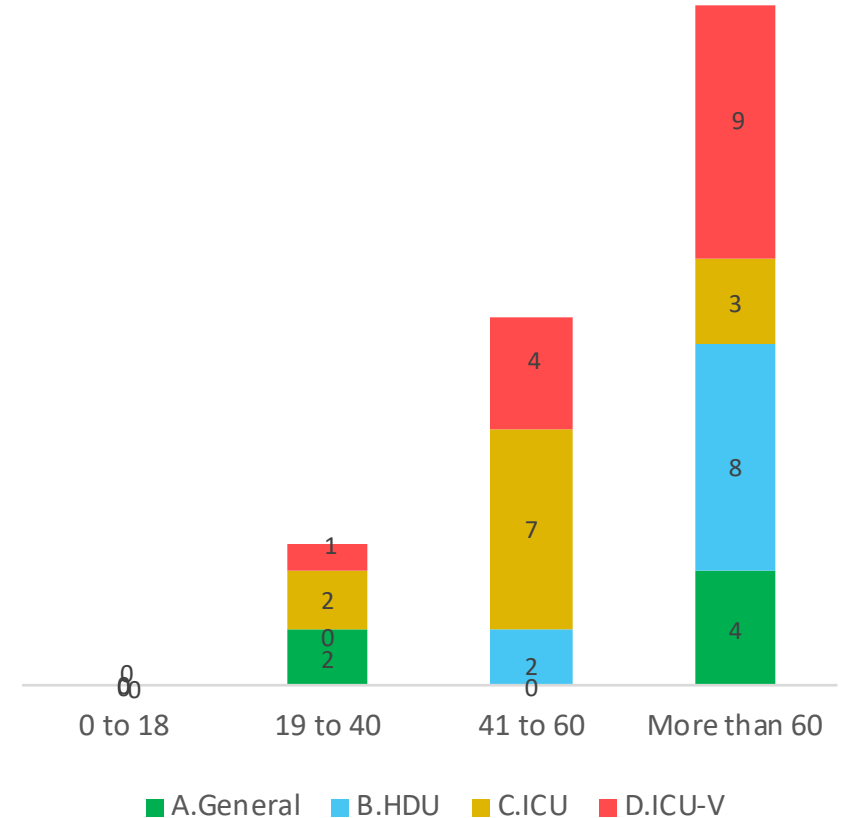
Admission By Bed Type And Number Of Days From Date Of Admission

Days in Hospital	General	HDU	ICU	ICU-V	Total
0 to 7 Days	2	5	3	4	14
8 to 14 Days		1	2	3	6
15 to 21 Days	3		4	1	8
Beyond 21 days	1	4	3	6	14
TOTAL	6	10	12	14	42

* Only Government Quota Admissions through CHBMS considered

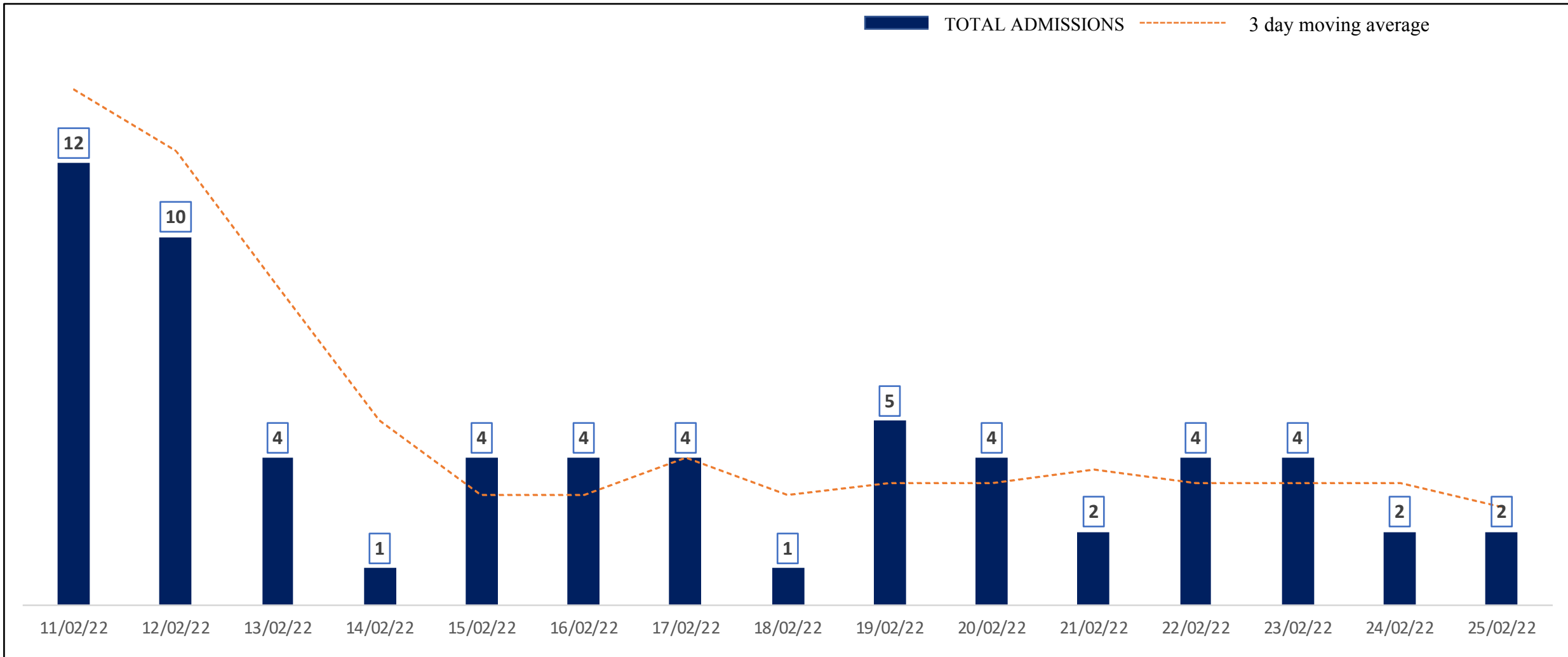
* Status as on 26.02.2022 – 06:00 PM

Age Group Distribution Of Active Hospital Admission





HOSPITAL ADMISSIONS LAST 15 DAYS TREND



* Only Government Quota Admissions through CHBMS considered

* Only Fresh Admissions considered

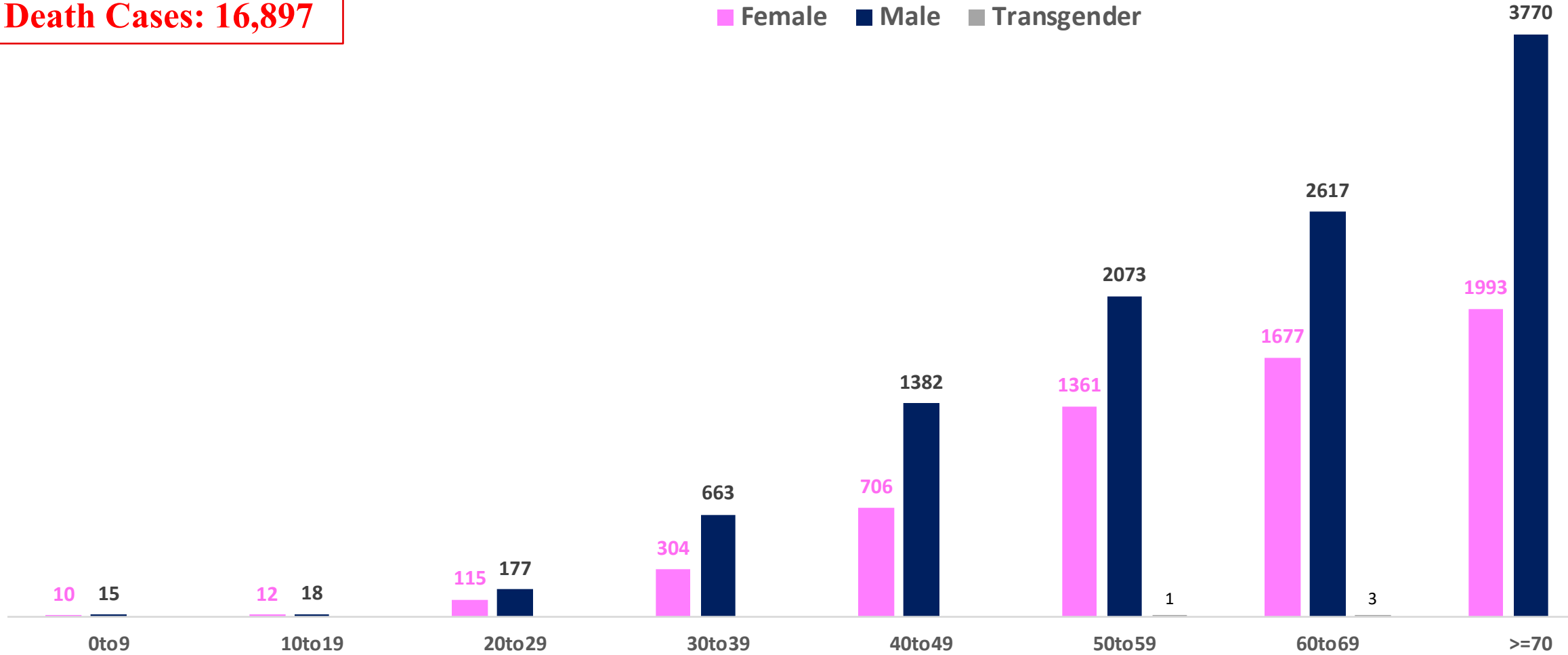


AGE AND GENDER WISE DISTRIBUTION OF DEATH CASES



Death Cases: 16,897

Female Male Transgender





VACCINATION COVERAGE AS ON 25.02.2022

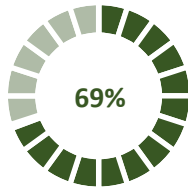
Total Doses Administered

1,77,74,391

▲ 32,143

Total 15-18 years Population : 4.42 Lakhs

1ST DOSE

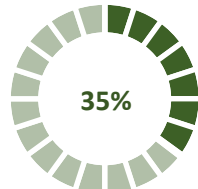


3,06,884

Doses administered

▲ 677

2ND DOSE



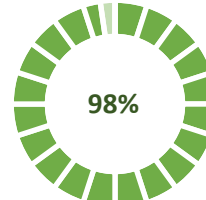
1,56,774

Doses administered

▲ 7,123

Total adult Population : 91.7 Lakhs

1ST DOSE

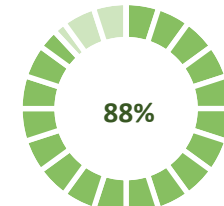


89,59,833

Doses administered

▲ 981

2ND DOSE



80,77,954

Doses administered

▲ 20,764

Priority Group*

* the numbers represent doses administered only

Health Care Workers

4,11,081

Doses administered

▲ 269

Frontline Workers

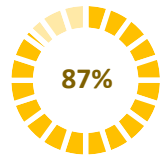
7,46,655

Doses administered

▲ 427

18 - 44 Years Coverage

Dose 1

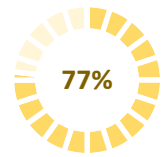


57,02,816

Doses administered

▲ 789

Dose 2



50,47,061

Doses administered

▲ 15,894

PRECAUTION DOSE



2,72,946

Doses administered

▲ 2,598

PRECAUTION DOSES ADMINISTERED

Health Care Workers

55,435

Booster Doses administered

▲ 381

Front Line Workers

34,508

Booster Doses administered

▲ 794

60 + Years Coverage

1,83,003

Booster Doses administered

▲ 1,423

45 – 59 Years Coverage

Dose 1



16,89,099

Doses administered

▲ 108

Dose 2



15,62,967

Doses administered

▲ 2,710

60 + Years Coverage

Dose 1



9,76,102

Doses administered

▲ 71

Dose 2



9,02,006

Doses administered

▲ 1,477



COVID-19 SCENARIO IN BENGALURU AND OTHER METROPOLITAN CITIES



CITY NAME	Positive Cases	Active Cases	Recovered	Deceased	Vaccine Doses Administered
New Delhi	18,58,614	2,085	18,30,412	26,117	3,13,39,396
Bengaluru*	17,78,137	3,761	17,57,479	16,897	2,05,07,475
Mumbai	10,55,289	1,014	10,34,729	16,691	2,00,99,792
Chennai	7,49,607	1,814	7,38,732	9,061	99,04,750
Kolkata	4,46,947	328	4,40,969	5,650	95,73,095

Source : <https://dashboard.cowin.gov.in/> at 6:00 pm (26.02.2022)

Source : <https://www.covid19tracker.in/> at 6:00 pm (26.02.2022)

*includes BBMP & Bengaluru Urban



SNAPSHOT OF COVID-19 CASES IN BENGALURU URBAN



**Total Wards With
< =10 Cases* :
139**

**Tests Conducted
On 25.02.2022:
23,338**

**Recovery
Rate:
98.84%**

**Total
Active Cases :
3,761**

**Total Vaccinated on
25.02.2022:
32,143**

**Positivity
Rate* :
1.57%**

**Active
Rate:
0.21%**

**Case
Fatality Rate* :
3.15%**



*Total positive cases In the past 7 days

*CFR and positivity is for Past 7 days



ಬೃಹತ್ ಬೆಂಗಳೂರು ಮಹಾನಗರ ಪಾಲಿಕೆ
Bruhat Bengaluru Mahanagara Palike



Download BBMP Bulletin	https://apps.bbmpgov.in/covid19/mediabulletin.php
For BBMPCovid19 Bed Status:	https://apps.bbmpgov.in/covid19/en/Bedstatus.php
To register for vaccination :	https://selfregistration.cowin.gov.in/
BBMP COVID19 Dashboard:	https://apps.bbmpgov.in/covid19/
Follow us on:	 www.facebook.com/bbmp.comm1/
	 twitter.com/BBMPCOMM

Issued by:

Honorable Chief Commissioner, BBMP
Special Commissioner Health & IT, BBMP
MD, Bengaluru Smart City Limited

THANK YOU !

ಸಾರ್ವಜನಿಕ ಲಸಿಕಾ ಕಾರ್ಯಕ್ರಮ ಸಂಪೂರ್ಣ ಲಸಿಕೆ ಪರಿಪೂರ್ಣ ಆರೋಗ್ಯ

ಬುದ್ಧಿವಂತರಾಗಿ ನಿಮ್ಮ ಮಗುವಿಗೆ ಸಂದರ್ಭ ಲಸಿಕೆಗಳನ್ನು ಹಾಕಿಸಿ

5 ವರ್ಷದಲ್ಲೇ 7 ಬಾರಿ
ಒಂದು ಬಾರಿಯೂ ತಕ್ಕನಡೆ ಲಸಿಕೆಯನ್ನು ಹಾಕಿಸಿ

1ನೇ ಬಾರಿ	2ನೇ ಬಾರಿ	3ನೇ ಬಾರಿ	4ನೇ ಬಾರಿ	5ನೇ ಬಾರಿ	6ನೇ ಬಾರಿ	7ನೇ ಬಾರಿ
ಜನಿಸಿದ ನಂತರ	1½ ತಿಂಗಳು	2½ ತಿಂಗಳು	3½ ತಿಂಗಳು	9 ತಿಂಗಳು	1½ ವರ್ಷ	5 ವರ್ಷ
ಪೆಪೆಕ್ಟಿವೆಕ್ಸ್ ಐ ಓ.ಸಿ.ಡಿ - 0 ಐ.ಸಿ.ಪಿ	ಓ.ಸಿ.ಡಿ - 1 ರೋಟಾ - 1 ಐ.ಸಿ.ಡಿ - 1 ಪಿ.ಸಿ.ಡಿ - 1 ಪೆಂಟಾವೆಲೆಂಟ್ - 1	ಓ.ಸಿ.ಡಿ - 2 ರೋಟಾ - 2 ಪೆಂಟಾವೆಲೆಂಟ್ - 2	ಓ.ಸಿ.ಡಿ - 3 ರೋಟಾ - 3 ಐ.ಸಿ.ಡಿ - 2 ಪಿ.ಸಿ.ಡಿ - 2 ಪೆಂಟಾವೆಲೆಂಟ್ - 3	ದವಾಸ ರುಬೆಲ್ಲಾ - 1 ಓ.ಸಿ.ಡಿ - 2 ಟೆಟಾ-1* ಡಿಪ್ಟಿಮಿನ್ ಎ - 1	ದವಾಸ ರುಬೆಲ್ಲಾ - 2 ಟೆಟಾ - 2* ಓ.ಸಿ.ಡಿ ಪದ್ಧತೆ ಡಿಪ್ಟಿ ಪದ್ಧತೆ ಡಿಪ್ಟಿಮಿನ್ ಎ - 2	ಡಿಪ್ಟಿ ಪದ್ಧತೆ - 2

ನಿಮ್ಮ ಸಮೀಪದ ಲಸಿಕಾ ಕೇಂದ್ರವನ್ನು ತಿಳಿಯಲು "Nearby Vaccination Centres" Android App ಅನ್ನು ಡೌನ್‌ಲೋಡ್ ಮಾಡಿ

ಕಟ್ಟಣೆ ಮಾಹಿತಿಗಾಗಿ ನಮ್ಮ ಫೇಸ್‌ಬುಕ್ <https://karunadu.karnataka.gov.in/hfw/ntm/pages/home.aspx> ನ್ನು ಸಂಪರ್ಕಿಸಿ ಅಥವಾ ಉಚಿತ ಆರೋಗ್ಯ ಸಹಾಯವಾಣಿ 104ಕ್ಕೆ ಕರೆ ಮಾಡಿ

ನಿರೋಧಕರಾಗಿ ಲಸಿಕೆ ಪಡೆದು ರಕ್ಷಣೆ ಪಡೆಯಿರಿ

ಎಲ್ಲರಿಗೂ ಆರೋಗ್ಯ ಎಲ್ಲರಿಗೂ ಆರೋಗ್ಯ

